

BALANCES - WHAT YOU NEED TO KNOW



SASH HARDWARE

TECHNICAL HELP

# IDENTIFY YOUR BALANCE


This guide is to help you become more familiar with Mighton balances. If you require an installation guide please either call us on 01223 497097 or download at [www.mightonproducts.com](http://www.mightonproducts.com)

## STANDARD BALANCES

(D4 and D6)



- > D4 balances up to 29lbs | D6 balances 30-39lbs
- > D4 balances have a red tube insert  
D6 balances have a yellow tube insert
- > comes with one end 'pin' only
- > 10lbs of adjustment
- > different external tube colours available
- > 20 year guarantee
- > brackets and key included **FREE**
- > tested to 20k cycles
- > for tensioning guidelines please see installation guide



## EASYLIFT BALANCES

(AL balances)



- > Easylift balances have the length of the balance, and the weight range printed on the tube and an AL code
- > double sprung balance provides greater mechanical aid with inner and outer springs providing equal tension perfectly matching the weight of the sash
- > can be used on uPVC as well as timber windows
- > usually come with twin pins
- > different colour tube inserts denote weight range
- > 20 year guarantee
- > brackets and key included **FREE**
- > tested to 20k cycles
- > for tensioning guidelines please see installation guide



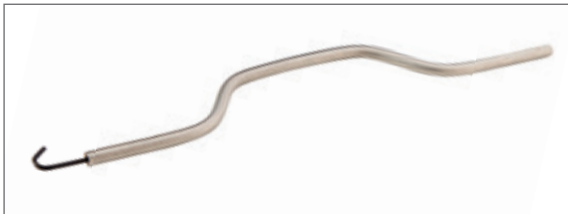
If you require an installation guide please either call us on 01223 497097 or download at [www.mightonproducts.com](http://www.mightonproducts.com)

## WHICH KEY DO I NEED...?



### TWIN PIN KEY

- > AL / Easylift balances only
- > uPVC only
- > for use when a 'shoe' is used



### HEAVY DUTY SINGLE KEY

- > AL / Easylift balances only
- > For use when no 'shoe' is used



### 'D' KEY


- > For single spring standard balances

## EASYLIFT BALANCES

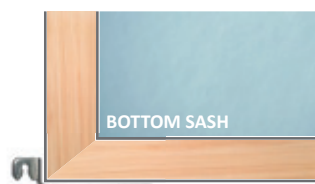
Easylift balances come supplied with two 'end pins'. If you're using these balances for timber windows, you'll need to 'tap out' the bottom pin with a hammer.

- > twin pins are used for uPVC windows
- > ensure you have the correct key

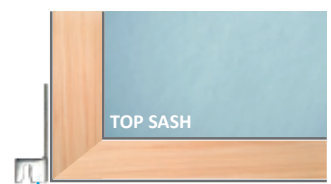
## WHAT'S IN THE BAG...?



1. 2x heavy duty bottom fix bracket (works with AL and standard balances)
  2. 2x D4 and D6 side fix channels
  3. 2x D4 and D6 side fix hooks
  4. 2x head stops
  5. 2x bottom stops
- 6x screws | 2x screws | 4x screws | 4x screws



- 1 Brackets are normally recessed. Illustration for visual purposes only.



- 3 Brackets are normally recessed. Illustration for visual purposes only.



mightontechnical